

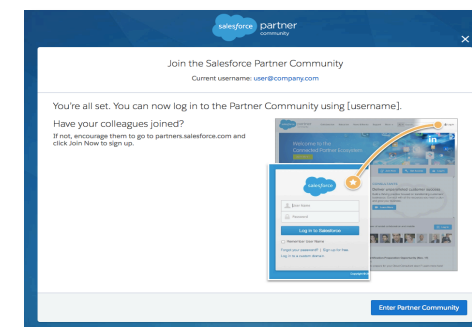

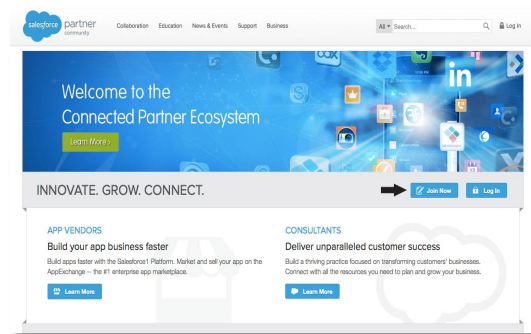
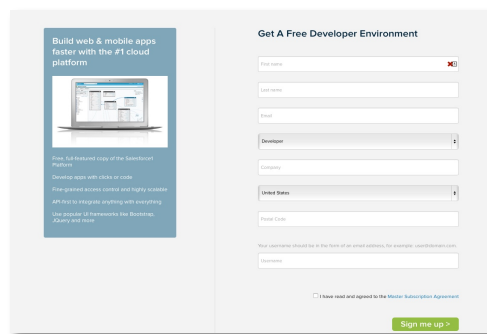
# Partner Community Access

Existing Partners

The Salesforce logo, which consists of the word "salesforce" in a white, lowercase, sans-serif font, centered within a blue cloud-like shape. This logo is positioned in the bottom right corner of the slide, which has a solid blue background with decorative cloud shapes in the corners.

# Signing up for the Partner Community is easy!

Follow these steps to get access



To get access, you need a Salesforce org.

Sign up for a free org at [p.force.com/freeorg](https://p.force.com/freeorg).

Go to [p.force.com](https://p.force.com).

Select 'Join Now', then 'Join the Partner Community'.

Identify yourself as an existing partner.

If your company is already set up, we'll email your admin(s) to invite you.


If we don't recognize your account, we'll work with you to resolve.

You're all set!



# Sign up for a free Salesforce org (never expires)

Build web & mobile apps faster with the #1 cloud platform



Free, full-featured copy of the Salesforce1 Platform

Develop apps with clicks or code

Fine-grained access control and highly scalable

API-first to integrate anything with everything

Use popular UI frameworks like Bootstrap, JQuery and more

## Get A Free Developer Environment

Developer

United States

Your username should be in the form of an email address, for example: user@domain.com.

☐ I have read and agreed to the [Master Subscription Agreement](#)

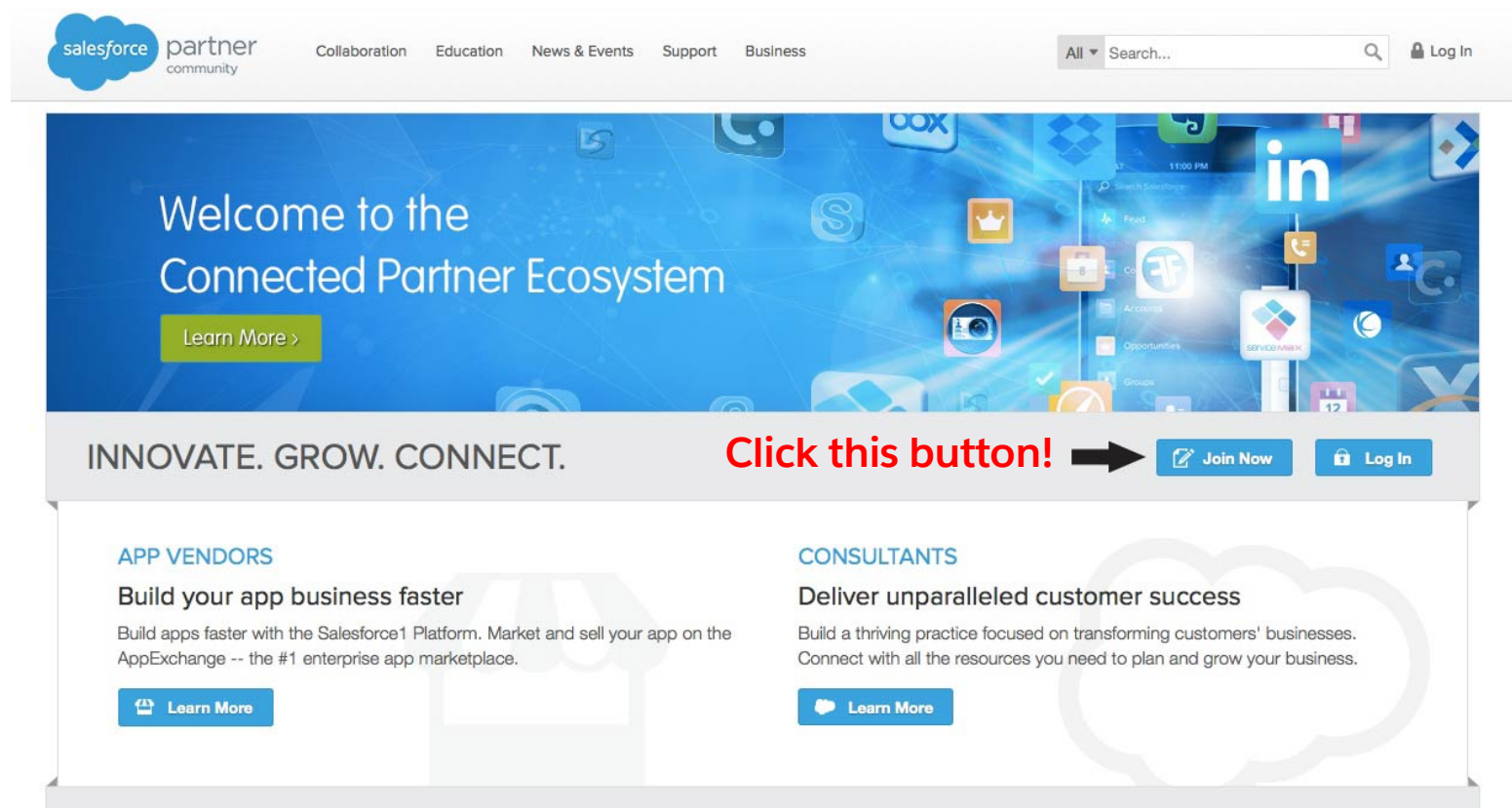
Sign me up >

Go to [p.force.com/freeorg](https://p.force.com/freeorg) and select “Sign Up”

Complete the form

Check your Inbox for your new Salesforce org credentials

# Partner Community Home Page

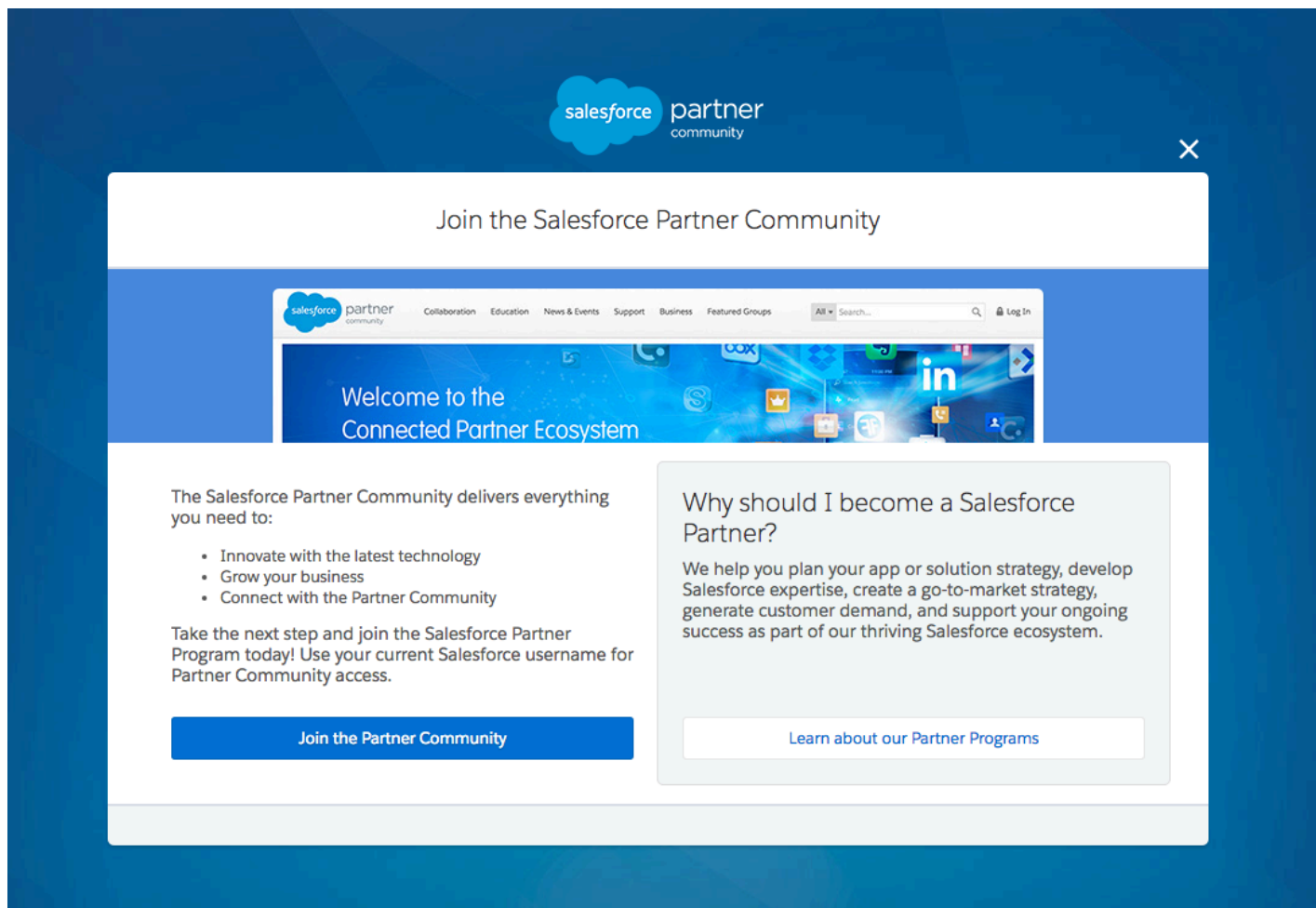


Open a private browser window (example: Chrome Incognito, Firefox Private Window)

Go to <https://partners.salesforce.com> and select “Join Now”



# Let's get started



To get signed up, select “Join the Partner Community”

If you want to learn more about the Partner Program, select “Learn about our Partner Programs”



# Set up your Partner Community user

salesforce partner community


Join the Salesforce Partner Community

We're excited for you to join the Partner Community.

To get started, tell us whether you have an existing Salesforce username, or if you use another Salesforce product.

I have a Salesforce username  
You can use your existing Salesforce username to access the Partner Community.

I use another Salesforce product  
You can also log in with a username from select Salesforce products.

 Log In with Salesforce

[Log In with Marketing Cloud](#)

[I have multiple user names, which should I use?](#)

By logging in, you agree to our [Terms of Use](#) and [Privacy Statement](#)

Don't have a Salesforce username?  
Get one for free to access the Partner Community.

[Get a Salesforce User Name](#)

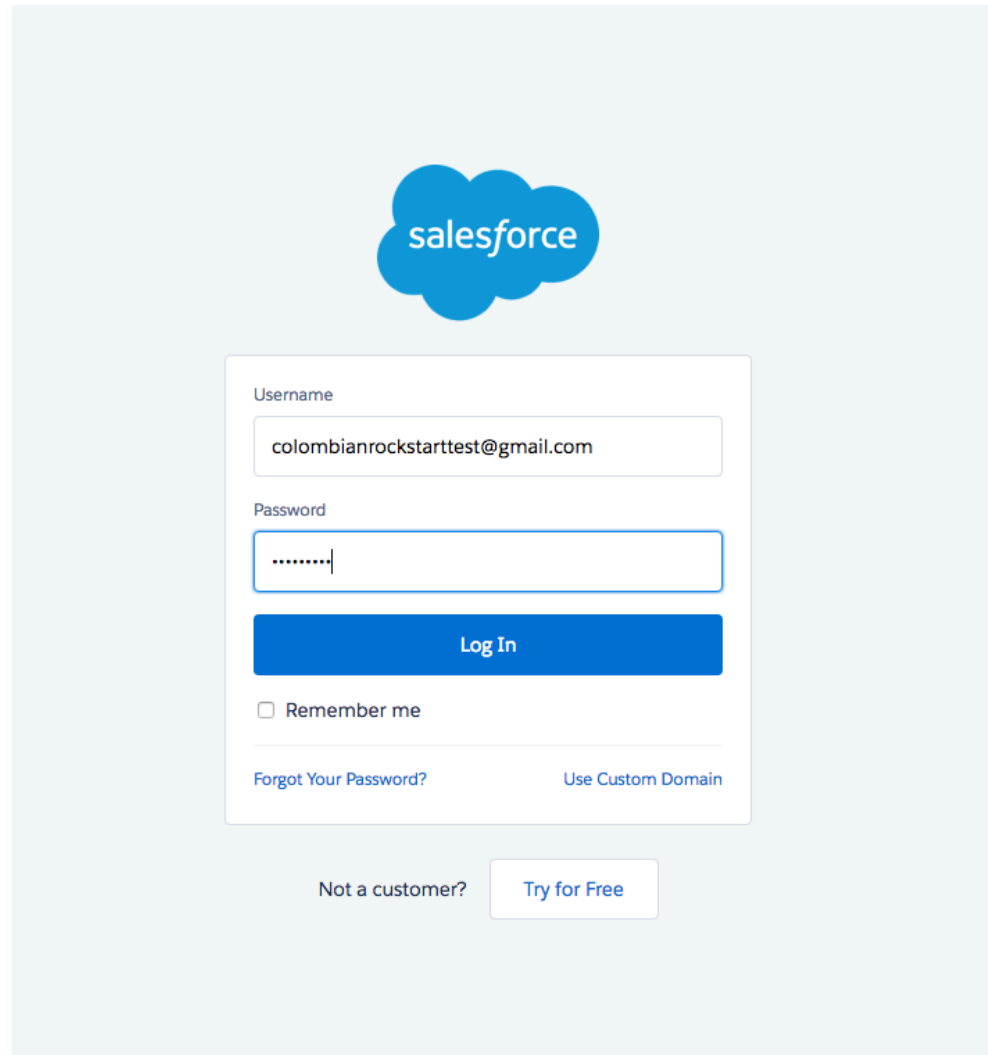
If you clicked, 'Join the Partner Community', you will be brought to this page

You must first login with a Salesforce org

Log in here!



# Use your Salesforce org credentials




The image shows the Salesforce login interface. At the top is the Salesforce logo. Below it is a login form with the following elements:

- Username:** A text input field containing the email address `colombianrockstarttest@gmail.com`.
- Password:** A text input field with masked characters (dots) and a cursor at the end.
- Log In:** A blue button with the text "Log In".
- Remember me:** A checkbox followed by the text "Remember me".
- Forgot Your Password?:** A link to the password recovery page.
- Use Custom Domain:** A link to the custom domain setup page.
- Not a customer?:** A link to the sign-up page.
- Try for Free:** A button to start a free trial.

Enter your Salesforce org credentials and proceed to the next step



# Identify as an existing partner



The screenshot shows the Salesforce Partner Community registration interface. At the top, the Salesforce Partner Community logo is displayed. Below the logo, the title "Join the Salesforce Partner Community" is shown, followed by the current user name: "colombianrockstarttest@gmail.com". The main content area is divided into two columns. The left column is titled "We're an existing partner" and contains the text "Your company is already registered with the Partner Program. You just need access to the Partner Community." Below this text is a blue button labeled "My Company is Already a Partner". The right column is titled "We want to become a partner" and contains the text "Your company isn't registered with the Partner Program and doesn't have access to the Partner Community. You're ready to join the Partner Program." Below this text is a white button labeled "Join Partner Program". At the bottom of the form, there is a link that says "I want to learn more about the Partner Program before joining." A red arrow points from the bottom left of the image to the "My Company is Already a Partner" button.

salesforce partner community

Join the Salesforce Partner Community

Current User Name: colombianrockstarttest@gmail.com

Next, tell us whether your company is a new or existing partner.

**We're an existing partner**  
Your company is already registered with the Partner Program. You just need access to the Partner Community.

**We want to become a partner**  
Your company isn't registered with the Partner Program and doesn't have access to the Partner Community. You're ready to join the Partner Program.

**My Company is Already a Partner**

Join Partner Program

[I want to learn more about the Partner Program before joining.](#)


Select "My Company is Already a Partner"

Click here!





## A. If your company is already set up...

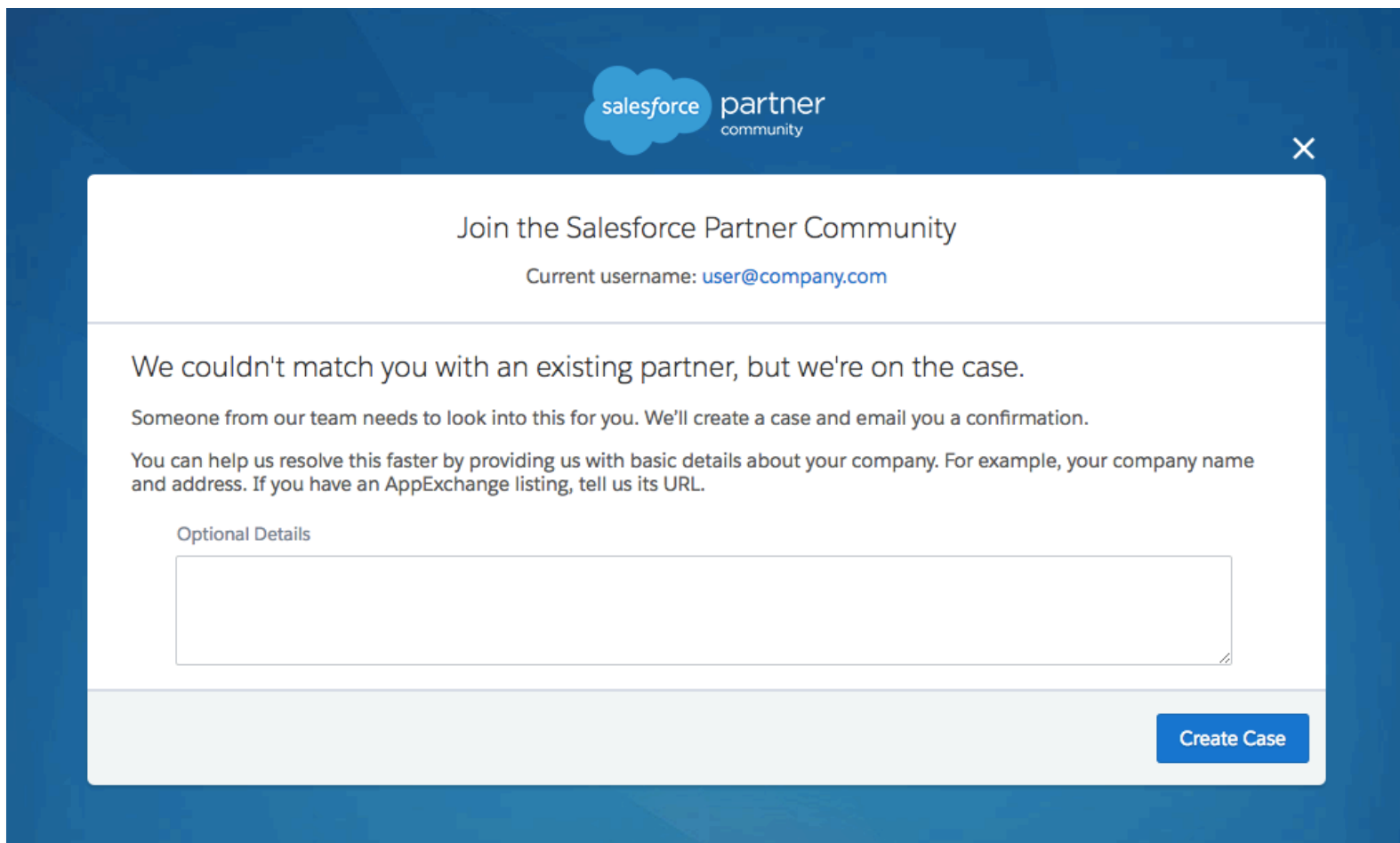


We've emailed your Partner Community admin(s) to send you an invite to join

Follow the instructions in the invite email you receive in your Inbox to get access



## B. If we don't recognize your account...



The screenshot shows a modal window titled "Join the Salesforce Partner Community" with the Salesforce Partner Community logo in the top left and a close button (X) in the top right. Below the title, it says "Current username: user@company.com". The main text reads: "We couldn't match you with an existing partner, but we're on the case. Someone from our team needs to look into this for you. We'll create a case and email you a confirmation. You can help us resolve this faster by providing us with basic details about your company. For example, your company name and address. If you have an AppExchange listing, tell us its URL." Below this is a text input field labeled "Optional Details". At the bottom right is a blue button labeled "Create Case".

We'll work with you to resolve

Provide basic details about your company and select "Create Case"

You will receive a confirmation email in your Inbox



# Welcome to the Partner Community

salesforce partner  
community

X

Join the Salesforce Partner Community

Current username: user@company.com

You're all set. You can now log in to the Partner Community using [username].

Have your colleagues joined?

If not, encourage them to go to partners.salesforce.com and click Join Now to sign up.

Welcome to the Connected Partner Ecosystem

Learn More

Log In

Get Account

Join Now

CONSULTANTS

Deliver unparalleled customer success

Build a thriving practice focused on transforming customers' businesses. Connect with all the resources you need to plan and grow your business.

Learn More

Log In

salesforce

User Name

Password

Log in to Salesforce

☐ Remember User Name

Forgot your password? | Sign up for free.  
Log in to a custom domain.

Copyright © 2015

Enter Partner Community

You're all set! You can now  
access the Partner  
Community



# Explore the Partner Community

**Get your app in Salesforce users hands.**  
**Build for the Salesforce1 Mobile App.** [Get Started](#)

**Partner Alerts**  
• Premier Success Partner Pilot Discontinued  
• UPDATED: Consulting Partner Program Changes for FY16 (Updated Jan. 12, 2015)  
• Trial template blackout window & ISV packages during Spring '15 Release [View All](#)

**PARTNER NEWS & EVENTS**

February 2015						
S	M	T	W	T	F	S
25	26	27	28	29	30	31
1	2	3	4	5	6	7
8	9	10	11	12	13	14
15	16	17	18	19	20	21
22	23	24	25	26	27	28
1	2	3	4	5	6	7

**BLOG: Simplified Package Installer with Release and Post-Install Notes**  
Feb 6, 2015  
By Manishi Singh [Learn More](#)

**The New Salesforce Partner Program for Consulting Partners**  
Feb 4, 2015  
Read about the new series of program enhancements [Learn More](#)

**February 2015 Partner Community Event Calendar**  
Feb 2, 2015

**LATEST CHATTER POSTS**

**Sunil Maulik**  
How Mylo Solutions can be used to manage customer experience via paid training events for Associations, Non-Profits, and Faith-Based Organizations/Charities, amongst others  
19 minutes ago · 0 comments · 0 likes

**Kartik Viswanadha**  
Build my 1st lightning component for the AppExchange, #super excited. Waiting for Security review.  
50 minutes ago · 0 comments · 0 likes

**Nikhil Jain**  
Guys, I am looking for a best practice guide for Salesforce Org merge. Please help/guide.  
1 hour ago · 2 comments · 0 likes

**Cory Glass**  
This is a weekly publication that is great for keeping up to speed on the Commercial Airline Industry  
2 hours ago · 0 comments · 0 likes

[Go to Chatter](#)

Collaborate with partners and Salesforce staff members

Review the Educational content (alerts, webinars)

Stay informed of the latest happenings

