

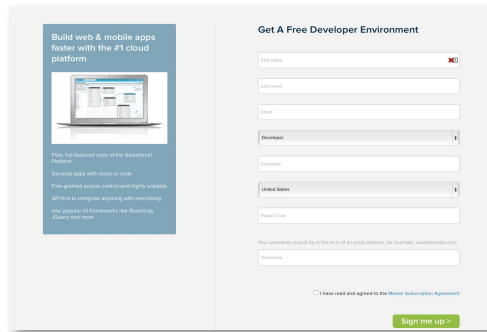
Commerce Cloud Partners

Review the Signup Process

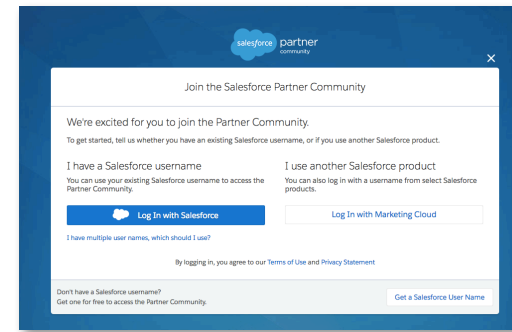
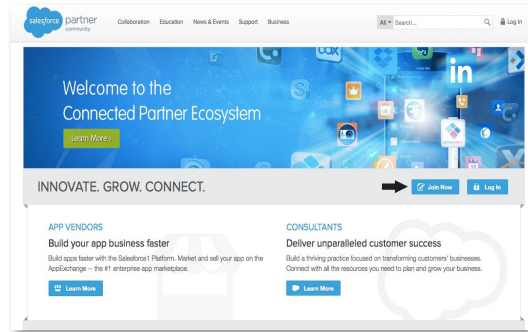
The Salesforce logo, which consists of the word "salesforce" in a white, lowercase, sans-serif font, centered within a blue cloud-like shape. This logo is positioned in the bottom right corner of the slide, which has a solid blue background with faint, larger cloud shapes in the corners.

Signing up for the Partner Community is easy!


Follow these steps to get access



This screenshot shows a form titled "Get A Free Developer Environment". It includes fields for "First Name", "Last Name", "Email", "Company", "United States" (a dropdown menu), and "Phone Number". There is a checkbox for "I have read and agreed to the Master Subscription Agreement" and a green "Sign me up" button at the bottom right.



This screenshot shows a login form titled "Join the Salesforce Partner Community". It has two main sections: "I have a Salesforce username" with a "Log In with Salesforce" button, and "I use another Salesforce product" with a "Log In with Marketing Cloud" button. There is also a link for "Don't have a Salesforce username? Get one for free to access the Partner Community." and a "Get a Salesforce User Name" button.



This screenshot shows a "Thank You!" confirmation page. It says "Thank you for submitting your request to become a part of the Salesforce Partner Program." and "After your request is approved, you will receive an email to welcome you and provide instructions for accessing the Partner Community." There is a "Close" button at the bottom right.

To get access, you need a Salesforce org. Sign up for a free org at p.force.com/freeorg.

Go to p.force.com.

Select 'Join Now', then 'Join the Partner Community'.

Click 'Log In with Salesforce' and use your new Salesforce org credentials.


Complete the form, accept the Partner Master Agreement, and submit.

You're all set!



Sign up for a free Salesforce org (never expires)

Build web & mobile apps faster with the #1 cloud platform



Free, full-featured copy of the Salesforce Platform

Develop apps with clicks or code

Fine-grained access control and highly scalable

API-first to integrate anything with everything

Use popular UI frameworks like Bootstrap, JQuery and more

Get A Free Developer Environment

Developer

United States

Your username should be in the form of an email address, for example: user@domain.com.

☐ I have read and agreed to the [Master Subscription Agreement](#)

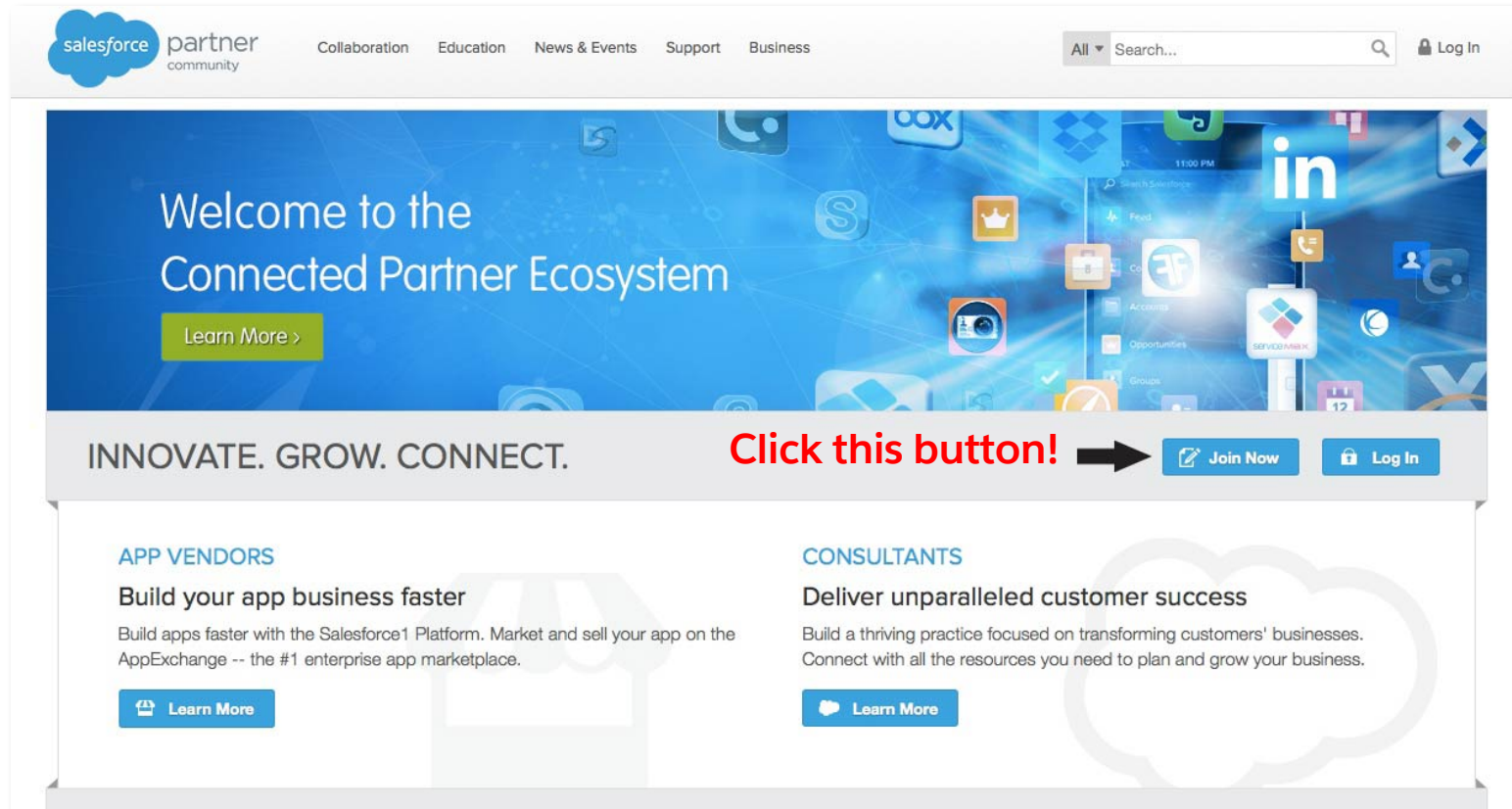
Sign me up >

Go to p.force.com/freeorg and select “Sign Up”

Complete the form

Check your Inbox for your new Salesforce org credentials

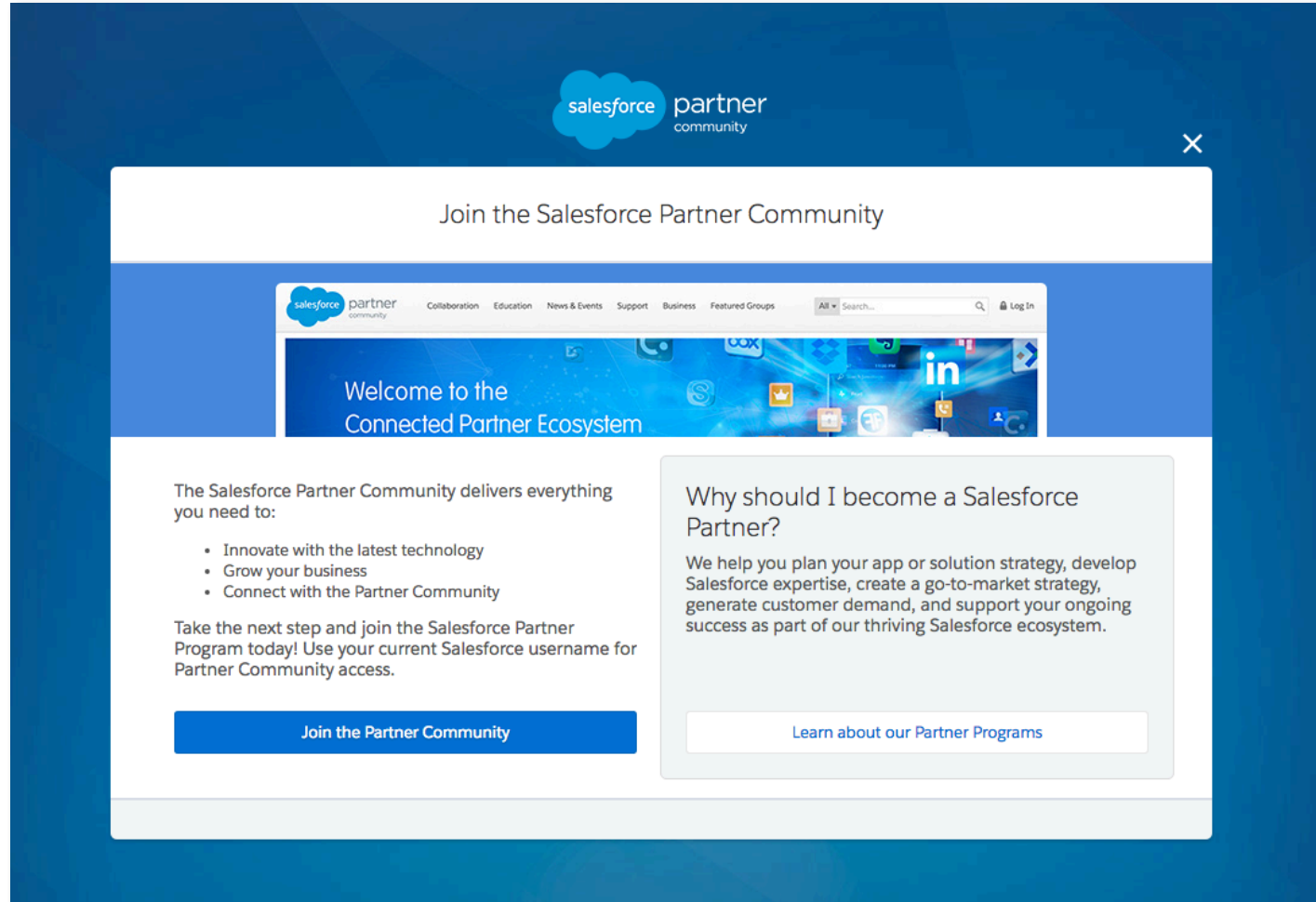
Partner Community Home Page



Open a private browser window (example: Chrome Incognito, Firefox Private Window)

Go to <https://partners.salesforce.com> and select “Join Now”

Join the Partner Community



To get signed up, select “Join the Partner Community”

If you want to learn more about the Partner Program, select “Learn about our Partner Programs”

Let's get started


Join the Salesforce Partner Community

We're excited for you to join the Partner Community.

To get started, tell us whether you have an existing Salesforce username, or if you use another Salesforce product.

I have a Salesforce username

You can use your existing Salesforce username to access the Partner Community.

 **Log In with Salesforce**

I use another Salesforce product

You can also log in with a username from select Salesforce products.

Log In with Marketing Cloud

[I have multiple user names, which should I use?](#)

By logging in, you agree to our [Terms of Use](#) and [Privacy Statement](#)

Don't have a Salesforce username?
Get one for free to access the Partner Community.

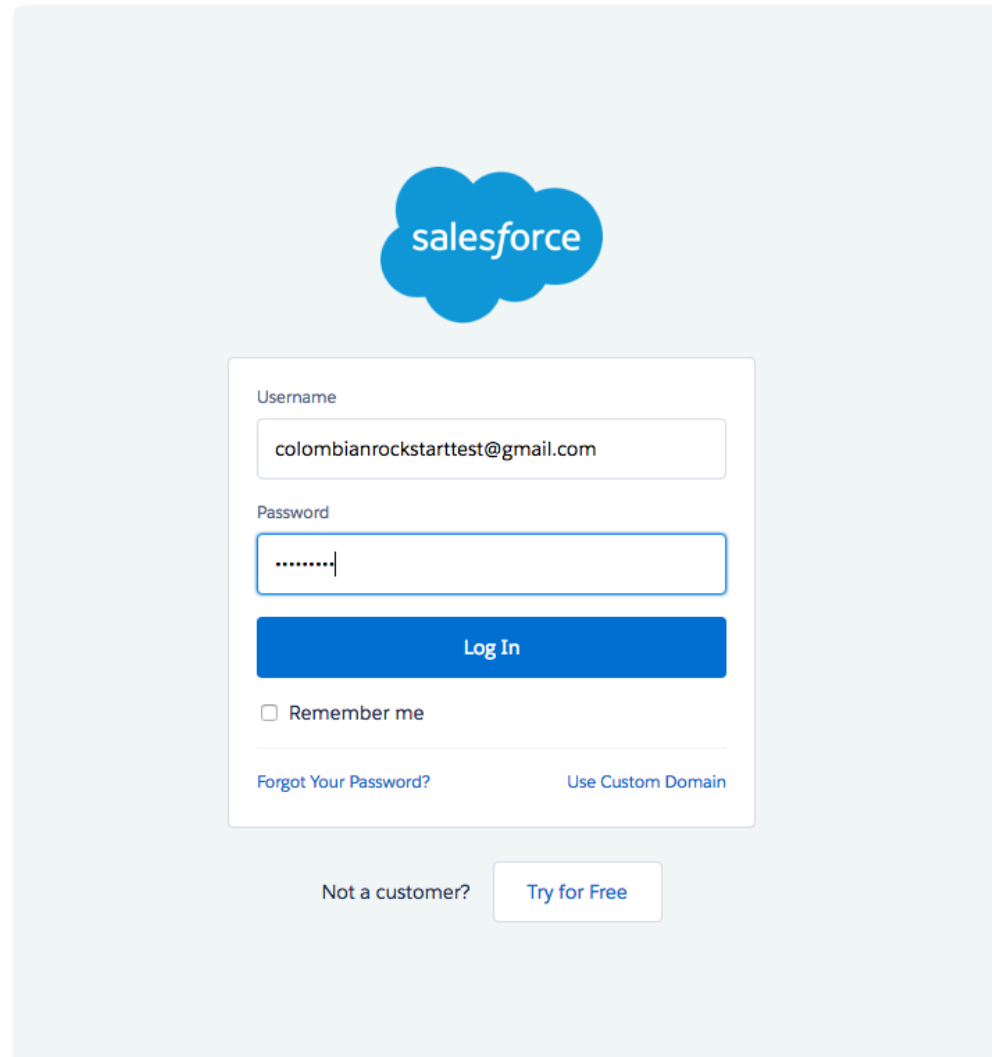
[Get a Salesforce User Name](#)

Select 'Log In with Salesforce'

Log in here!



Use your Salesforce org credentials



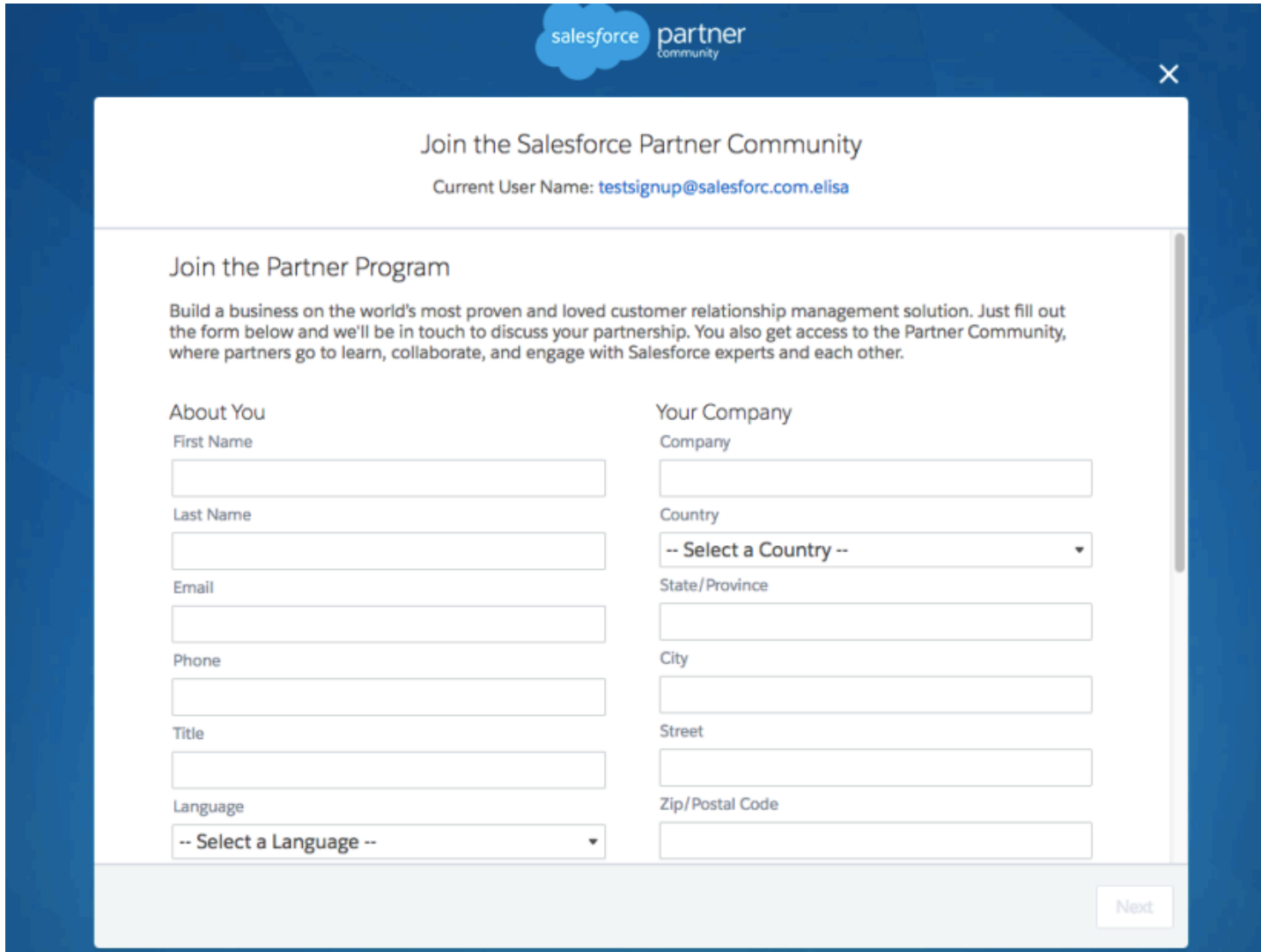
The image shows the Salesforce login page. At the top is the Salesforce logo. Below it is a login form with the following elements:

- Username:** A text input field containing the email address `colombianrockstarttest@gmail.com`.
- Password:** A password input field with masked characters (dots).
- Log In:** A blue button with the text "Log In".
- Remember me:** A checkbox labeled "Remember me".
- Forgot Your Password?** A link to the password recovery page.
- Use Custom Domain:** A link to the custom domain page.
- Not a customer?** A link to the "Try for Free" page.
- Try for Free:** A button with the text "Try for Free".

Enter your Salesforce org credentials and proceed to the next step



Fill in your information



The screenshot shows a web form titled "Join the Salesforce Partner Community" with a sub-header "Join the Partner Program". The current user name is "testsignup@salesforc.com.elisa". The form is divided into two columns: "About You" and "Your Company". The "About You" column contains fields for First Name, Last Name, Email, Phone, Title, and Language (a dropdown menu). The "Your Company" column contains fields for Company, Country (a dropdown menu), State/Province, City, Street, and Zip/Postal Code. A "Next" button is located at the bottom right of the form.

salesforce partner community

Join the Salesforce Partner Community

Current User Name: [testsignup@salesforc.com.elisa](#)

Join the Partner Program

Build a business on the world's most proven and loved customer relationship management solution. Just fill out the form below and we'll be in touch to discuss your partnership. You also get access to the Partner Community, where partners go to learn, collaborate, and engage with Salesforce experts and each other.

About You	Your Company
First Name <input type="text"/>	Company <input type="text"/>
Last Name <input type="text"/>	Country <input type="text" value="-- Select a Country --"/>
Email <input type="text"/>	State/Province <input type="text"/>
Phone <input type="text"/>	City <input type="text"/>
Title <input type="text"/>	Street <input type="text"/>
Language <input type="text" value="-- Select a Language --"/>	Zip/Postal Code <input type="text"/>

Next

Fill in your information
about you, your company
and partner type

Select "Next"

LINK Technology Partners

The screenshot shows the 'Join the Salesforce Partner Community' form. At the top, it says 'Current User Name: testsignup@salesforc.com.elisa'. The form has several sections with orange boxes and red numbers indicating steps:

- 1.** A box around the 'AppExchange Partner' radio button.
- 2.** A box around the 'Select the vertical industry you'll target' dropdown, the 'Describe how you'll price your product' text box (with an example: '\$50 per user per month'), and the 'Do you have customers ready to purchase your product?' radio buttons.
- 3.** A box around the 'Are you a Commerce Cloud LINK Technology Partner?' radio buttons.
- 4.** A box around the 'Describe your product or product idea' text area and the 'We've already built this product' checkbox.

At the bottom, there is a 'Next' button and a dropdown menu for 'Select a technology category for your partnership' with options: 'Choose...', 'Address Verification', 'Advertising', 'Analytics', 'Chat', and 'Comparison Shopping Engines'.

1. Select “AppExchange Partner” as the Partner Type
2. Select the vertical industry you’ll target, how you price your product, and if customers are ready to purchase your product
3. Specify that you’re a Commerce Cloud LINK Technology Partner
4. Describe your product

Services Partners

The screenshot shows the 'Join the Salesforce Partner Community' form. At the top, the Salesforce Partner Community logo is displayed. Below the title, the current user name is 'testsignup@salesforc.com.elisa'. The form contains several sections: 1. Partner Type selection with radio buttons for 'AppExchange Partner', 'Consultant' (selected and boxed), and 'Marketing Cloud Channel'. 2. A yellow warning box stating that Salesforce Consulting Partners must pay a program fee. 3. A section for 'What Salesforce technologies do you plan to build around?' with 'None selected' and an 'Edit' link. 4. A section for 'Describe your services' with a list of prompts: '1. Your company's solution', '2. How you differentiate yourself', and '3. Practice size by function (Sales, Marketing, Implementation, etc)'. 5. A section for 'Who is your target customer?'. 6. A section for 'Are you a Commerce Cloud Services Partner?' with 'Yes' selected and boxed. A 'Next' button is at the bottom right.

Join the Salesforce Partner Community

Current User Name: testsignup@salesforc.com.elisa

1. ☐ AppExchange Partner ☒ Consultant ☐ Marketing Cloud Channel

Note that Salesforce Consulting Partners will be required to pay the program fee at the time they are accepted into the program. [Learn More](#)

2. What Salesforce technologies do you plan to build around? [Edit](#)

None selected

3. Who is your target customer?

Are you a Commerce Cloud Services Partner?

☒ Yes ☐ No

4. Describe your services

1. Your company's solution
2. How you differentiate yourself
3. Practice size by function (Sales, Marketing, Implementation, etc)

Next

1. Select “Consultant” as the Partner Type


2. Select the Salesforce products you’re interested in working with

3. Specify that you’re a Commerce Cloud Services Partner

4. Describe your services



Review the Partner Master Agreement

 **partner**
community

×

Join the Salesforce Partner Community

Current username: user@company.com

Review and agree to the Partner Master Agreement before submitting your Partner Program application.

Lorem ipsum dolor sit amet, consectetur adipiscing elit. Nunc arcu lectus, fermentum id, scelerisque sit amet, sagittis mollis, massa. Integer facilisis convallis turpis. Pellentesque eu metus. Sed scelerisque nulla eu orci. Suspendisse vel tellus nec metus vehicula pulvinar. In vel elit. Mauris vehicula dapibus erat. Proin sit amet erat. Vivamus risus velit, pretium eu, rutrum eu, suscipit non, nunc. Ut ipsum. In venenatis. Aenean vel turpis sit amet sem scelerisque hendrerit. Fusce hendrerit. Morbi bibendum, tellus non volutpat viverra, libero urna cursus libero, eu ornare lectus nulla ut leo. Vestibulum ante ipsum primis in faucibus orci luctus et ultrices posuere cubilia Curae; Mauris ante eros, vulputate blandit, suscipit a, ullamcorper eu, felis. Vestibulum magna. Mauris mattis pharetra erat.

Maecenas ac enim. Maecenas pulvinar accumsan mi. Phasellus nibh urna, tempor vitae, tristique sed, blandit id, turpis. Praesent lobortis. Vestibulum et libero. Nulla facilisi. Morbi tincidunt tristique orci. Curabitur in nibh eget elit malesuada ultrices. Maecenas eu tellus. Phasellus elit est, ullamcorper sed, semper ac, cursus a, tellus. Morbi venenatis lobortis massa. Nullam volutpat pede in augue. Praesent accumsan, velit id mattis malesuada, tellus erat lacinia nunc, eget aliquet erat mi in leo. Mauris malesuada tellus sed purus. Vivamus viverra dapibus lorem. Nunc porttitor, sapien quis tincidunt dictum, felis risus ullamcorper metus, non posuere nulla dolor eget neque.

Nulla a risus nec nibh accumsan iaculis. Mauris eget est. Phasellus non ligula. Phasellus laoreet lacus ac lacus. Praesent lorem purus, dignissim dignissim, rhoncus id, mattis ut, erat. Quisque vitae elit. Vestibulum enim. Ut sit amet ante vitae metus fermentum convallis. Vestibulum gravida, orci vehicula lacinia iaculis, tellus ligula pharetra urna, sed tempus nisi sapien a nisi. Phasellus ultrices. Nulla massa ipsum, condimentum a, condimentum et, pellentesque ac, pede. Nunc leo lorem, vulputate sed, molestie a, tempus cursus, erat. Donec vulputate. Phasellus adipiscing orci ac elit. Nullam ultricies, nisi non elementum accumsan, enim libero laoreet mauris, vel mollis augue odio nec velit. Nunc posuere ornare quam. Morbi aliquam. Vestibulum imperdiet ornare ante. Suspendisse egestas eleifend justo.

Vivamus et nisi. Quisque laoreet felis a massa. Sed ac velit tempor diam sagittis iaculis. Curabitur nisl orci, scelerisque blandit, fringilla auctor, pharetra id, sapien. Phasellus rhoncus facilisis orci. Donec quis nisl nec mi blandit rhoncus. Quisque ullamcorper magna eu massa. Ut dapibus sodales arcu. Aliquam in ligula at diam sodales faucibus. Sed nec est. Etiam porta justo. Praesent et ante id magna ornare faucibus. Praesent congue, sapien vitae cursus mollis, nisl lectus mollis odio, ut pellentesque quam sapien vel lectus. In odio odio, feugiat eget, dignissim vitae, mollis in, nunc.

Mauris fermentum ultricies neque. Nulla eget lorem. Suspendisse convallis, lorem sit amet tincidunt ornare, tellus justo imperdiet tortor, porta commodo ipsum mauris ut sapien. Duis eget quam. Donec ipsum erat, aliquet eu, viverra ac, iaculis non, ipsum. Morbi tempor adipiscing elit. Suspendisse consectetur, metus aliquet porta cursus, neque erat interdum arcu, vel lobortis tellus lacus sit amet du. Duis convallis dignissim elit. Phasellus erat sem, vestibulum eu, lacinia id, fermentum ac, ligula. Suspendisse tincidunt luctus nisi. Quisque elit erat, tristique et, fringilla id, tempus sed, diam. In dignissim, lorem nec posuere accumsan, dolor neque malesuada erat, vitae sagittis tellus augue nec quam. Pellentesque eu magna. Donec tempus tristique enim. Sed sem ipsum, mattis vitae, sodales nec, feugiat eu, nulla. Aliquam semper, purus sed fermentum commodo, neque quam bibendum odio, a porttitor metus mauris dapibus ante.

☒ I am authorized to accept this agreement on behalf of my organization.

☒ I accept the agreement.

I agree to the Partner Master Agreement

Review the terms of the Partner Master Agreement

Check the two boxes (at the bottom) and select “I agree to the Partner Master Agreement”

Review the Partner Program Compliance Agreement

The screenshot shows a web browser window with the Salesforce Partner Community interface. A modal dialog box is open, titled "COMPLIANCE CERTIFICATION". The text inside the dialog reads: "To enter the Partner Community, please review and agree to our AppExchange Partner Program compliance agreement." Below this, the "COMPLIANCE CERTIFICATION" section contains the following text: "BY AGREEING TO THIS CERTIFICATION, EITHER BY CLICKING THE 'I AGREE' BUTTON AND THE 'I HAVE THE AUTHORITY AND EXPERTISE TO AGREE' BUTTON, OR OTHERWISE INDICATING ASSENT ELECTRONICALLY, YOU REPRESENT THAT YOU HAVE THE AUTHORITY AND EXPERTISE TO MAKE THE CERTIFICATIONS SET FORTH HEREIN ON BEHALF OF THE LEGAL ENTITY BY WHICH YOU ARE EMPLOYED (THE 'COMPANY'), AND YOU AGREE TO MAKE SUCH CERTIFICATIONS TO SALESFORCE.COM, INC. ('SFDC') ON BEHALF OF THE COMPANY. YOU ACKNOWLEDGE THAT SFDC WILL MATERIALLY RELY ON SUCH CERTIFICATIONS, AND THAT SFDC MAY IMMEDIATELY TERMINATE THE COMPANY'S PARTICIPATION IN THE PARTNER COMMUNITY AND PARTNER PROGRAM IF IT IS DETERMINED YOUR CERTIFICATIONS CONTAIN FALSE STATEMENTS. YOU AGREE THAT YOU OR THE COMPANY AS APPLICABLE WILL PROMPTLY NOTIFY SFDC (IF PERMITTED BY LAW) IF ANY OF THE INFORMATION HEREIN IS NO LONGER ACCURATE." Below this, there is a section for "IF YOU DO NOT HAVE THE AUTHORITY OR EXPERTISE TO MAKE THE CERTIFICATIONS CONTAINED HEREIN, OR IF YOU OR THE COMPANY DOES NOT AGREE TO MAKE SUCH CERTIFICATIONS, NEITHER YOU NOR THE COMPANY MAY PARTICIPATE IN THE PARTNER PROGRAM." followed by "You hereby certify that:" and three paragraphs of text. The first paragraph states: "You are familiar with the Company's business practices, and with the U.S. Foreign Corrupt Practices Act, the UK Bribery Act, and similar international anti-corruption laws applicable to the Company prohibiting payments of bribes, kickbacks, or otherwise unauthorized benefits or advantages ('Applicable Laws')." The second paragraph states: "The Company is in full compliance with Applicable Laws, is qualified, permitted, and in possession of all necessary licenses and registrations required to do business in the countries where it does business, and will ensure any subcontractors supporting the Company's work with SFDC will fully comply with all applicable terms of this certification." The third paragraph states: "The Company has not done and will not do any of the following: (A) make, offer, or authorize, directly or indirectly, any payment or anything of value to anyone that is, works for, or on the behalf of a (i) national, regional, municipal, or local organization." At the bottom of the dialog, there are two checkboxes: "As a senior officer of Company, or of the division/business unit, I am authorized to complete this compliance certificate on behalf of my organization" and "I accept this agreement". A blue "Agree & Continue" button is located at the bottom right of the dialog. The background of the browser window shows the Salesforce Partner Community homepage with a "Welcome Community" banner and a "PARTNER NEWS" section.

To enter the Partner Community, please review and agree to our AppExchange Partner Program compliance agreement.

COMPLIANCE CERTIFICATION

BY AGREEING TO THIS CERTIFICATION, EITHER BY CLICKING THE "I AGREE" BUTTON AND THE "I HAVE THE AUTHORITY AND EXPERTISE TO AGREE" BUTTON, OR OTHERWISE INDICATING ASSENT ELECTRONICALLY, YOU REPRESENT THAT YOU HAVE THE AUTHORITY AND EXPERTISE TO MAKE THE CERTIFICATIONS SET FORTH HEREIN ON BEHALF OF THE LEGAL ENTITY BY WHICH YOU ARE EMPLOYED (THE "COMPANY"), AND YOU AGREE TO MAKE SUCH CERTIFICATIONS TO SALESFORCE.COM, INC. ("SFDC") ON BEHALF OF THE COMPANY. YOU ACKNOWLEDGE THAT SFDC WILL MATERIALLY RELY ON SUCH CERTIFICATIONS, AND THAT SFDC MAY IMMEDIATELY TERMINATE THE COMPANY'S PARTICIPATION IN THE PARTNER COMMUNITY AND PARTNER PROGRAM IF IT IS DETERMINED YOUR CERTIFICATIONS CONTAIN FALSE STATEMENTS. YOU AGREE THAT YOU OR THE COMPANY AS APPLICABLE WILL PROMPTLY NOTIFY SFDC (IF PERMITTED BY LAW) IF ANY OF THE INFORMATION HEREIN IS NO LONGER ACCURATE.

IF YOU DO NOT HAVE THE AUTHORITY OR EXPERTISE TO MAKE THE CERTIFICATIONS CONTAINED HEREIN, OR IF YOU OR THE COMPANY DOES NOT AGREE TO MAKE SUCH CERTIFICATIONS, NEITHER YOU NOR THE COMPANY MAY PARTICIPATE IN THE PARTNER PROGRAM.

You hereby certify that:

You are familiar with the Company's business practices, and with the U.S. Foreign Corrupt Practices Act, the UK Bribery Act, and similar international anti-corruption laws applicable to the Company prohibiting payments of bribes, kickbacks, or otherwise unauthorized benefits or advantages ("Applicable Laws")

The Company is in full compliance with Applicable Laws, is qualified, permitted, and in possession of all necessary licenses and registrations required to do business in the countries where it does business, and will ensure any subcontractors supporting the Company's work with SFDC will fully comply with all applicable terms of this certification.

The Company has not done and will not do any of the following: (A) make, offer, or authorize, directly or indirectly, any payment or anything of value to anyone that is, works for, or on the behalf of a (i) national, regional, municipal, or local organization

☐ As a senior officer of Company, or of the division/business unit, I am authorized to complete this compliance certificate on behalf of my organization


☐ I accept this agreement

Agree & Continue

Review the Partner Program Compliance Agreement

Check the two boxes (at the bottom) and select "I accept this agreement"

Thank you for submitting your request

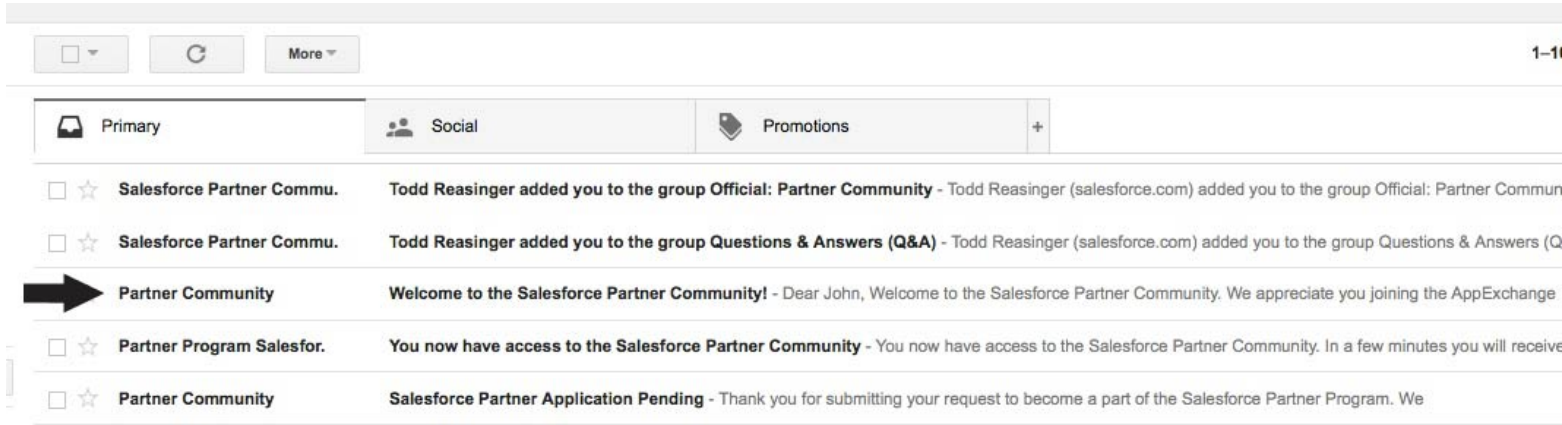


Your request to join has been submitted

It may take a few days for your request to be approved



Check your inbox



Select the Partner Community email

Click the Partner Community link and login with your credentials

Explore the Partner Community

Get your app in Salesforce users hands.
Build for the Salesforce1 Mobile App. [Get Started](#)

Partner Alerts [View All](#)

- Premier Success Partner Pilot Discontinued
- UPDATED: Consulting Partner Program Changes for FY16 (Updated Jan. 12, 2015)
- Trial template blackout window & ISV packages during Spring '15 Release

PARTNER NEWS & EVENTS

February 2015

S	M	T	W	T	F	S
25	26	27	28	29	30	31
1	2	3	4	5	6	7
8	9	10	11	12	13	14
15	16	17	18	19	20	21
22	23	24	25	26	27	28
1	2	3	4	5	6	7

BLOG: Simplified Package Installer with Release and Post-Install Notes
Feb 6, 2015
By Manishi Singh [Learn More](#)

The New Salesforce Partner Program for Consulting Partners
Feb 4, 2015
Read about the new series of program enhancements [Learn More](#)

February 2015 Partner Community Event Calendar
Feb 2, 2015

LATEST CHATTER POSTS

Sunil Maulik
How Mylo Solutions can be used to manage customer experience via paid training events for Associations, Non-Profits, and Faith-Based Organizations/Charities, amongst others
19 minutes ago · 0 comments · 0 likes

Kartik Viswanadha
Build my 1st lightning component for the AppExchange, #super excited. Waiting for Security review.
50 minutes ago · 0 comments · 0 likes

Nikhil Jain
Guys, I am looking for a best practice guide for Salesforce Org merge. Please help/guide.
1 hour ago · 2 comments · 0 likes

Cory Glass
This is a weekly publication that is great for keeping up to speed on the Commercial Airline Industry
2 hours ago · 0 comments · 0 likes

[Go to Chatter](#)

Stay informed of the latest happenings

Collaborate with partners and Salesforce staff members

Review the Educational content (alerts, webinars)

